

# Exxon Mobil Corporation

## US Satellite\*

Recommended since 30.04.2024

30.04.2024



Country US	Market capitalization (bn) USD	470.8	Perf. since reco. (%)
Sector Energy	Free float	99.8%	Exxon Mobil Corporation 0.0
Factset XOM-US	Closing price USD	118.27	Sector 0.0
ISIN US30231G1022	ESG Risk score*	41.2	Severe risk

### Profile

Exxon is the world's leading energy company, founded in 1882 by John D. Rockefeller. The group produces nearly 4 million barrels of oil equivalent per day. It is composed of three divisions: Upstream, which accounts for around 65% of cash flow and profits, Downstream, which accounts for around 10%, and Chemicals, which accounts for around 25%. The group employs 62,000 people and operates mainly, excluding in the United States, in Brazil and Guyana in South America.

### Strengths/opportunities

- Strong positions and visible growth to 2027
- Nearly debt-free balance sheet and financial flexibility
- Shareholder return (dividend and share buybacks)

### Weaknesses/threats

- Acquisition of Pioneer Resources in progress, still to be validated
- ESG controversies

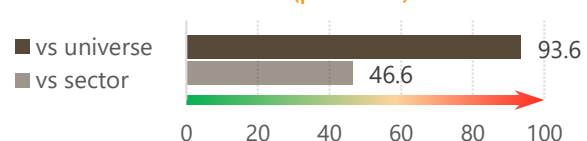
### Investment case

- Like all the energy majors, Exxon has generated a high level of free cash flow in recent years. For example, on the US market, the Energy sector has a free cash flow to capitalisation ratio that is twice that of the market as a whole. This is reflected in a virtually debt-free balance sheet (net debt represents around one quarter of free cash flow) and significant financial flexibility.
- As a result, the Group is committed to 1- an attractive shareholder policy (dividend and share buybacks), 2- sustained organic growth by 2027, through major projects in Guyana in particular, and 3- one of the biggest acquisitions of the decade through the purchase, announced in October 2023, of Pioneer Resources, a major player in shale oil in the Permian Basin, the most prolific basin in the United States, where the Group was already present. This should translate into double-digit compound annual growth in profits over the coming years, which in our view is not fully reflected in the share price.
- In terms of ESG, the Group has changed its stance and its message. Its specific methane emissions have been reduced by 60% since 2016; \$20bn of 2022-27 investment has been earmarked for reducing emissions from the resources it produces; and Exxon is working on CO2 capture technologies and, with the acquisition of Denbury Resources, has become the owner of CO2 transport pipelines in the southern

### Valuation

The stock is trading at a PEfwd of 12.6x compared with an average of 15.2x pre-Covid 2010-2019. As a benchmark, the S&P500 is trading at 20.2x, with average EPS growth expected to be comparable. On this basis, we are targeting \$145.

### ESG risk vs. universe & sector (percentile)\*



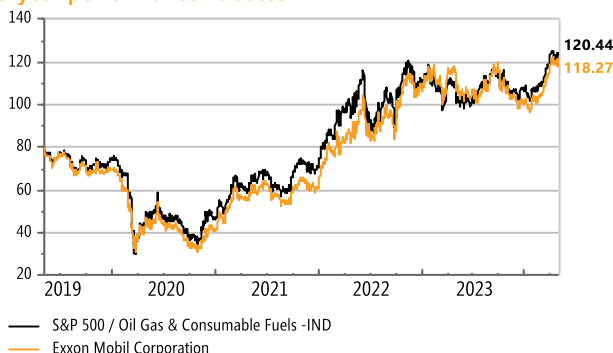
USD	12/2023	2024e	2025e
Sales revenue (mio)	333 711	345 988	348 475
Sales growth	-16.7%	3.7%	0.7%
EBIT adjusted (mio)	43 396	52 810	55 159
% of sales	13.0%	15.3%	15.8%
Net income (mio)	36 010	38 505	40 923
Net income growth	-35.4%	6.9%	6.3%
FCF/Sales	10.0%	10.0%	11.3%
Net debt/Ebitda	0.3x	0.2x	0.1x
Dividend yield	3.2%	3.2%	3.4%
PE	11.3x	12.6x	12.0x
P/BV	2.3x	2.0x	2.0x

Factset estimates

### ESG - risks and key points

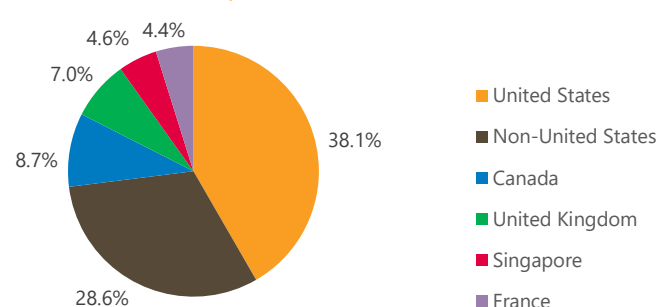
- Exxon is materially exposed to ESG risks, due to its oil activities (offshore drilling in particular), its petrochemical activities and its operations in certain countries prone to instability.
- Although the company and its management have a solid rating in terms of their ability to manage these risks, the residual and/or non-manageable risks lead to a risk score of 41, i.e. the 'severe' category.

### 5-year performance vs sector



Source: FactSet

### Sales breakdown - 12/2023



\*: see overleaf

# Glossary

## Satellite

From 2015, B&Cie separates its investment recommendations into Core Holdings (higher organic growth potential, high free cash flow, ROCE in excess of the cost of capital and balance sheet efficiency throughout the cycle) and Satellite Recommendations, which do not meet the above criteria but are likely to outperform in the short-to-medium term.

## ESG Risk Score

At B&Cie, we take particular care to ensure that the companies in which we recommend investing are sustainable. Accordingly, our selection process takes account of risks relating to environmental, social and governance (ESG) issues. This approach is underpinned by research from Sustainalytics, the global leader in ESG and corporate governance analysis, whose methodology aims to identify major controversies and risks and assess a company's ESG risks relative to both its sector and the investment universe as a whole. The corresponding score is expressed as a percentile: the lower the overall risk score, the lower the risk within the investment universe.

## b-Digital, b-Transition & b-Well

Over and above the conventional geographical and sectoral approaches to asset management, at B&Cie we believe the world of tomorrow is being shaped by structural trends. We have identified three main megatrends: ongoing digital globalisation of the economy; economic transition, particularly in the energy sector; and the quest for wellness. We believe selecting and investing in companies that play an active role in these transformations should lead to more resilient portfolios that generate higher long-term returns. Our investment recommendations in the digital globalisation space are labelled "b-Digital", those in the economic transition space "b-Transition" and those in the wellness space "b-Well". A given recommendation may fall under more than one theme, in which case it will carry the relevant matching labels.

## Offices & Branches

### Bordier & Cie Genève

Rue Rath 16  
CH-1204 Genève  
Case postale  
CH-1211 Genève 3  
T + 41 58 258 00 00  
F + 41 58 258 00 40

### Bordier & Cie Berne

Spitalgasse 40  
Case postale  
CH-3001 Berne  
T + 41 58 258 07 00  
F + 41 58 258 07 10

### Bordier & Cie Nyon

Rue de la Porcelaine 13  
CH-1260 Nyon  
Case postale 1045  
CH-1260 Nyon 1  
T + 41 58 258 07 50  
F + 41 58 258 07 70

### Bordier & Cie Zurich

Talstrasse 83  
CH-8001 Zürich  
T + 41 58 258 05 00  
F + 41 58 258 05 50

### Bordier & Cie (France) S.A.

1, rue François 1er  
75008 Paris – France  
T + 33 1 55 04 78 78  
F + 33 1 49 26 92 48

### Bordier & Cie (Uruguay) S.A.

Edificio Beta 3, oficina 102  
Zonamerica  
91600 Montevideo  
Uruguay  
T + 598 2 518 2700  
F + 598 2 518 2703

### Bordier & Cie (Singapore) Ltd

CapitaGreen #14-00  
138 Market Street  
Singapore 048946  
T + 65 6239 9999  
F + 65 6239 9998

### Bordier Bank (TCI) Ltd

Leeward Highway  
Caribbean Place  
Providenciales  
Turks and Caicos  
T + 1 649 946 45 35  
F + 1 649 946 45 40

This document has been issued for information purposes and is exclusively supplied by Bordier & Cie SCmA in the framework of an existing contractual relationship with the recipient of this document. The views and opinions contained in it are those of Bordier & Cie SCmA. Its contents may not be reproduced or redistributed by unauthorized persons. The user will be held liable for any unauthorized reproduction or circulation of this document, which may give rise to legal proceedings. All the information contained in it is provided for information only and should in no way be taken as investment, legal or tax advice provided to third parties. Furthermore, it is emphasized that the provisions of our legal information page are fully applicable to this document and namely provisions concerning the restrictions arising from different national laws and regulations. Consequently, Bordier Bank does namely not provide any investment services or advice to "US persons" as defined by the Securities and Exchange Commission rules. Furthermore, the information on our website – including the present document – is by no mean directed to such persons or entities.